

# VG · Screw-Terminal · 6000 h/105 °C

## Standard Performances · Bottom cooling design

Optional design for permanent and deep charge-discharge application with high voltage hub and pulsed operation mode upon request.

Spezielles Design für häufige und tiefe Lade-, Entladeanwendungen mit hohem Spannungshub und Impulsbetrieb auf Anfrage erhältlich.

### > Specifications · Spezifikationen

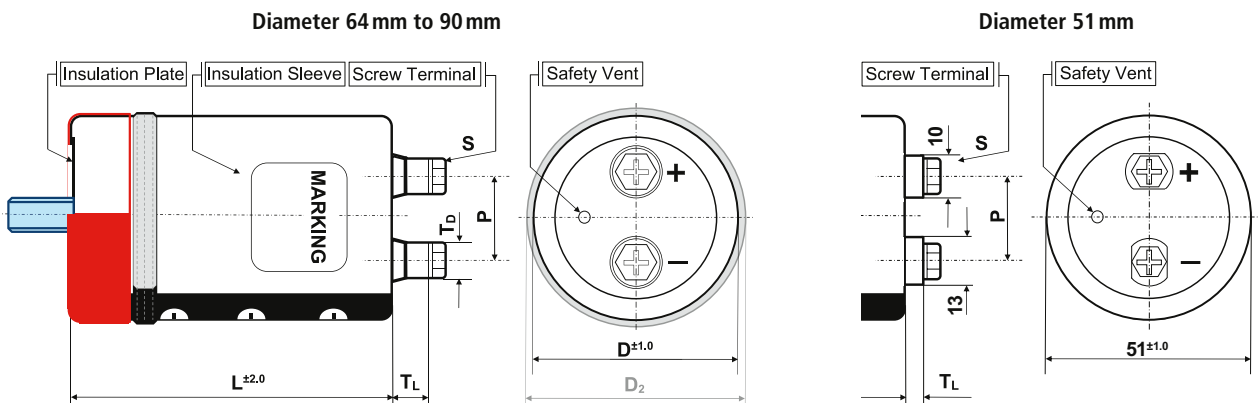
Items	Characteristics
Temperature range	-40°C ~ + 105°C
Capacitance tolerance (at 20°C)	Standard +/- 20%, -10/+30% on request
Surge voltage / Ripple voltage	Repetitive max. 30 sec per 6 Minutes / ≤ 50V
Leakage current max. $I_L$ (20°C, 5 min)	0.01 • C • V <sub>r</sub> [μA] or 5 mA, which is smaller.
Useful life	6000 hours at 105°C
Field failure rate	0.5 FIT = 0.5 • 10 <sup>-9</sup> Failures/hour
Reference standards	IEC 60384-4, JIS C 5101-4
Vibration	0.75mm, 10...55Hz, 10g, 3x2h
Outer materials	UL94-V0/UL224-VW1 certified (cap/sleeve)
Sleeve withstanding voltage	4000 Vac/ 1min between terminals bundled and plate*
Product Compliance	RoHS, REACH, Conflict Minerals a.o. – refer to p. 12–13

\* Typical value



### > Shape designation · Formbezeichnung

- additional information on p. 10–11 · Zusatzinformationen auf S. 10–11
- mounting accessories from p. 189 · Montagezubehör ab S. 189



Shape code Features	B Bolt	I/Y double sleeve for 2/3 points metal Bracket	N + suffix WC blank bottom + seating ring	N standard
outer insulation sleeve	•	•	•	•
insulation plate	•	•		•
stud bolt	•			
bottom double sleeve		•		
integrated seating ring			•	

diameter code	ØD	available shape	P	S	T <sub>L</sub>	T <sub>D</sub>	Cap material
C	51	B, N, I, Y	22.0	M5x10	4.5	13/10	PH
D	64	B, N, I, Y	28.6	M5x10	8.0	11	PH
E	77	B, N, I, Y, WC	31.5	M5x10 M6x12	8.0 9.0	11 12	PH PH
F	90	B, N, I, Y, WC	31.5	M5x10 M6x12	7.0 8.0	11 12	PH PH

Size in mm. First listed terminal is standard.

## > Product Code · Bestellbezeichnung

**Example:** Series VG · 15000 µF +/- 20 % · 400 V · D=90 mm · L=190 mm with Y-Bracket

<b>VG</b>	<b>2G</b>	<b>153</b>	<b>Y</b>	<b>F</b>	<b>190</b>
Series name	Capacitance code		Shape code	Diameter code	Specific features (e.g. M6 ...)
Rated voltage code					
Code	Voltage	Code	Voltage	Code	Voltage
1E	25	2A	100	2G	400
1V	35	2C	160	2W	450
1H	50	2D	200	2H	500
1J	63	2E	250		
1K	80	2V	350		

Capacitance tolerance:  
 Ø : ± 20 %  
 Q : -10 % ~ +30 %

Case length code – length in mm (3 digits)

Rated Voltage Code (Surge Voltage) V <sub>r</sub> [V DC]	Capacitance C <sub>r</sub> [µF]	Ripple Current at 105°C/120Hz I <sub>r</sub> [A RMS]	Ripple Current at 40°C/120Hz [A RMS]	ESR (typ) at 20°C/100Hz [mΩ]	Z <sub>max</sub> at 20°C/10kHz [mΩ]	ESL (typ) [nH]	Dissipation Factor at 20°C/120Hz Tan δ	DxL [mm]	Product Code # = variable value, see fixing code in the product code
<b>25 VDC</b> Code: 1E  Surge Voltage 32 VDC	150 000	12.9	63.2	6	7	18	0.80	64x94	VG1E154#D094
	180 000	14.1	69.1	5	6	18	0.90	64x107	VG1E184#D107
	220 000	16.0	78.4	4	5	20	1.00	64x123	VG1E224#D123
		14.9	73.0	4	5	20	1.00	77x95	VG1E224#E095
	270 000	16.4	80.4	4	5	20	1.00	77x108	VG1E274#E108
		18.2	89.2	4	5	20	1.00	90x97	VG1E274#F097
330 000	20.2	99.0	4	5	20	1.00	90x110	VG1E334#F110	
<b>35 VDC</b> Code: 1V  Surge Voltage 44 VDC	100 000	12.3	60.3	6	7	18	0.60	64x94	VG1V104#D094
	120 000	13.4	65.7	6	7	18	0.70	64x107	VG1V124#D107
	150 000	15.4	75.5	5	7	20	0.70	64x123	VG1V154#D123
		14.0	68.6	5	7	20	0.70	77x95	VG1V154#E095
	180 000	15.2	74.5	5	7	20	0.70	77x108	VG1V184#E108
		16.3	79.9	5	7	20	0.70	90x97	VG1V184#F097
	220 000	17.2	84.3	5	7	20	0.70	77x124	VG1V224#E124
		17.9	87.7	5	7	20	0.70	90x110	VG1V224#F110
<b>50 VDC</b> Code: 1H  Surge Voltage 63 VDC	68 000	11.2	54.9	8	9	18	0.45	64x94	VG1H683#D094
	82 000	12.3	60.3	8	8	18	0.50	64x107	VG1H823#D107
	100 000	13.9	68.1	6	7	18	0.50	64x123	VG1H104#D123
		14.2	69.6	6	7	20	0.50	77x95	VG1H104#E095
	120 000	15.5	76.0	5	7	20	0.50	77x108	VG1H124#E108
	150 000	17.7	86.7	5	7	20	0.50	77x124	VG1H154#E124
		19.2	94.1	5	7	20	0.50	90x97	VG1H154#F097
180 000	20.9	102.4*	4	6	20	0.50	90x110	VG1H184#F110	
<b>63 VDC</b> Code: 1J  Surge Voltage 80 VDC	47 000	10.5	51.5	8	9	18	0.35	64x94	VG1J473#D094
	56 000	11.5	56.4	8	9	18	0.40	64x107	VG1J563#D107
	68 000	13.0	63.7	7	8	18	0.40	64x123	VG1J683#D123
		12.9	63.2	7	8	20	0.40	77x95	VG1J683#E095

Additional designs on request · Weitere Designs auf Anfrage

Rated VoltageCode (Surge Voltage) $V_r$ [V DC]	Capacitance $C_r$ [μF]	Ripple Current at 105°C/120Hz $I_r$ [A RMS]	Ripple Current at 40°C/120Hz [A RMS]	ESR (typ) at 20°C/100Hz [mΩ]	Zmax at 20°C/10kHz [mΩ]	ESL (typ) [nH]	Dissipation Factor at 20°C/120Hz Tan δ	DxL [mm]	Product Code  # = variable value, see fixing code in the product code
<b>63 VDC</b> Code: 1J Surge Voltage 80 VDC	82 000	14.1	69.1	7	8	20	0.40	77x108	VG1J823#E108
		15.5	76.0	7	8	20	0.40	90x97	VG1J823#F097
	100 000	16.0	78.4	7	8	20	0.40	77x124	VG1J104#E124
		17.0	83.3	7	8	20	0.40	90x110	VG1J104#F110
<b>80 VDC</b> Code: 1K Surge Voltage 100 VDC	10 000	5.2	25.5	15	9	17	0.30	51x75	VG1K103#C075
	27 000	8.6	42.1	8	7	18	0.30	64x94	VG1K273#D094
	33 000	9.5	46.6	7	7	18	0.30	64x107	VG1K333#D107
	47 000	11.7	57.3	6	7	18	0.30	64x123	VG1K473#D123
		12.2	59.8	6	7	20	0.30	77x95	VG1K473#E095
	56 000	13.2	64.7	5	7	20	0.30	77x108	VG1K563#E108
		15.3	75.0	5	7	20	0.30	90x97	VG1K563#F097
	68 000	14.9	73.0	4	7	20	0.30	77x124	VG1K683#E124
		16.8	82.3	4	7	20	0.30	90x110	VG1K683#F110
<b>100 VDC</b> Code: 2A Surge Voltage 125 VDC	18 000	8.6	42.1	9	10	18	0.20	64x94	VG2A183#D094
	22 000	9.5	46.6	8	9	18	0.20	64x107	VG2A223#D107
		9.8	48.0	8	9	18	0.20	77x95	VG2A223#E095
	33 000	12.0	58.8	6	7	18	0.25	64x123	VG2A333#D123
		12.1	59.3	6	7	20	0.25	77x95	VG2A333#E095
	39 000	13.1	64.2	5	7	20	0.25	77x108	VG2A393#E108
		11.3	55.4	5	7	20	0.25	90x68	VG2A393#F068
	47 000	14.7	72.0	5	7	20	0.25	77x124	VG2A473#E124
		15.2	74.5	5	7	20	0.25	90x97	VG2A473#F097
	56 000	16.5	80.9	4	6	20	0.25	90x110	VG2A563#F110
<b>160 VDC</b> Code: 2C Surge Voltage 200 VDC	6 800	6.4	31.4	22	23	18	0.25	64x94	VG2C682#D094
	8 200	6.4	31.4	18	19	18	0.25	64x94	VG2C822#D094
	10 000	7.0	34.3	15	16	18	0.25	64x107	VG2C103#D107
	15 000	8.9	43.6	14	14	18	0.25	64x123	VG2C153#D123
		9.1	44.6	14	14	20	0.25	77x95	VG2C153#E095
		10.4	51.0	14	14	20	0.25	90x76	VG2C153#F076
	18 000	8.7	42.6	12	12	18	0.25	64x147	VG2C183#D147
		9.9	48.5	12	12	20	0.25	77x108	VG2C183#E108
	22 000	11.2	54.9	10	10	20	0.25	77x124	VG2C223#E124
		12.7	62.2	10	10	20	0.25	90x97	VG2C223#F097
	27 000	12.2	59.8	8	8	20	0.25	77x148	VG2C273#E148
		14.0	68.6	8	8	20	0.25	90x110	VG2C273#F110
33 000	15.3	75.0	7	7	20	0.25	90x126	VG2C333#F126	
<b>200 VDC</b> Code: 2D Surge Voltage 250 VDC	2 200	2.8	13.7	68	60	17	0.25	51x75	VG2D222#C075
	6 800	5.3	26.0	21	20	18	0.25	64x94	VG2D682#D094
	10 000	6.4	31.4	14	14	18	0.25	64x110	VG2D103#D110
	12 000	7.2	35.3	12	12	18	0.25	64x123	VG2D123#D123
		8.1	39.7	12	12	20	0.25	77x95	VG2D123#E095
	15 000	7.9	38.7	10	10	18	0.25	64x147	VG2D153#D147
		9.1	44.6	10	10	20	0.25	77x108	VG2D153#E108
		10.5	51.5	10	10	20	0.25	90x97	VG2D153#F097
	18 000	10.2	50.0	8	8	20	0.25	77x124	VG2D183#E124
		11.4	55.9	8	8	20	0.25	90x110	VG2D183#F110

Additional designs on request · Weitere Designs auf Anfrage

# VG · Screw-Terminal · 6000 h/105 °C

Rated VoltageCode (Surge Voltage) $V_r$ [V DC]	Capacitance $C_r$ [ $\mu$ F]	Ripple Current at 105°C/120Hz $I_r$ [A RMS]	Ripple Current at 40°C/120Hz [A RMS]	ESR (typ) at 20°C/100Hz [m $\Omega$ ]	Zmax at 20°C/10kHz [m $\Omega$ ]	ESL (typ) [nH]	Dissipation Factor at 20°C/120Hz Tan $\delta$	DxL [mm]	Product Code  # = variable value, see fixing code in the product code
<b>250 VDC</b> Code: 2E  Surge Voltage 300 VDC	4 700	4.4	21.6	25	23	18	0.25	64x94	VG2E472#D094
	5 600	4.8	23.5	21	20	18	0.25	64x107	VG2E562#D107
	8 200	6.0	29.4	15	15	18	0.25	64x123	VG2E822#D123
		6.7	32.8	15	15	20	0.25	77x95	VG2E822#E095
	10 000	6.5	31.9	13	13	18	0.25	64x147	VG2E103#D147
		7.4	36.3	13	13	20	0.25	77x108	VG2E103#E108
	12 000	8.3	40.7	11	11	20	0.25	77x124	VG2E123#E124
		9.4	46.1	11	11	20	0.25	90x97	VG2E123#F097
	15 000	9.1	44.6	9	9	20	0.25	77x148	VG2E153#E148
		10.3	50.5	9	9	20	0.25	90x126	VG2E153#F126
<b>350 VDC</b> Code: 2V  Surge Voltage 400 VDC	1 800	5.6	15.2	59	70	17	0.20	51x75	VG2V182#C075
	2 200	6.5	17.6	48	57	17	0.20	51x96	VG2V222#C096
	2 700	7.5	20.3	39	47	17	0.20	51x109	VG2V272#C109
	3 300	8.6	23.3	32	38	17	0.20	51x125	VG2V332#C125
	3 900	10.5	28.4	27	32	18	0.20	64x94	VG2V392#D094
	4 700	11.9	32.1	22	23	18	0.20	64x107	VG2V472#D107
		13.0	35.1	20	21	18	0.20	64x123	VG2V562#D123
	5 600	14.6	39.4	20	21	20	0.20	77x95	VG2V562#E095
		14.1	38.1	18	18	18	0.20	64x147	VG2V682#D147
		16.0	43.2	18	18	20	0.20	77x108	VG2V682#E108
	6 800	17.3	46.7	16	18	20	0.20	77x139	VG2V682#E139R
		18.5	50.0	18	18	20	0.20	90x97	VG2V682#F097
		15.9	42.9	15	17	18	0.20	64x187	VG2V822#D187
	8 200	18.0	48.6	15	17	20	0.20	77x124	VG2V822#E124
		20.2	54.5	15	17	20	0.20	90x110	VG2V822#F110
		19.5	52.7	12	15	20	0.20	77x148	VG2V103#E148
	10 000	22.1	59.7	12	15	20	0.20	90x126	VG2V103#F126
		21.8	58.9	10	13	20	0.20	77x188	VG2V123#E188
	12 000	24.1	65.1	10	13	20	0.20	90x150	VG2V123#F150
		25.2	68.0	8	11	20	0.20	77x228	VG2V153#E228
15 000	26.5	71.6	8	11	20	0.20	90x167	VG2V153#F167	
	29.3	79.1	6	9	20	0.20	90x190	VG2V183#F190	
22 000	31.5	85.1	5	7	20	0.20	90x230	VG2V223#F230	
27 000	34.4	92.9	4	6	20	0.20	90x268	VG2V273#F268	
<b>400 VDC</b> Code: 2G  Surge Voltage 450 VDC	1 500	5.2	14.1	66	77	17	0.20	51x75	VG2G152#C075
	1 800	6.0	16.2	55	65	17	0.20	51x96	VG2G182#C096
	2 200	7.0	18.9	45	53	17	0.20	51x109	VG2G222#C109
	2 700	8.0	21.6	37	43	17	0.20	51x125	VG2G272#C125
		8.8	23.8	38	40	18	0.20	64x94	VG2G272#D094
	3 300	9.7	26.2	30	35	18	0.20	64x94	VG2G332#D094
	3 900	10.8	29.2	27	32	18	0.20	64x107	VG2G392#D107
	4 700	11.9	32.1	22	23	18	0.20	64x123	VG2G472#D123
		13.3	35.9	22	23	20	0.20	77x95	VG2G472#E095
	5 600	12.8	34.6	20	21	18	0.20	64x147	VG2G562#D147

Additional designs on request · Weitere Designs auf Anfrage

Rated VoltageCode (Surge Voltage) $V_r$ [V DC]	Capacitance $C_r$ [μF]	Ripple Current at 105°C/120Hz $I_r$ [A RMS]	Ripple Current at 40°C/120Hz [A RMS]	ESR (typ) at 20°C/100Hz [mΩ]	Zmax at 20°C/10kHz [mΩ]	ESL (typ) [nH]	Dissipation Factor at 20°C/120Hz Tan δ	DxL [mm]	Product Code  # = variable value, see fixing code in the product code
<b>400 VDC</b> Code: 2G  Surge Voltage 450 VDC	5 600	14.5	39.2	20	21	20	0.20	77x108	VG2G562#E108
		16.8	45.4	20	21	20	0.20	90x97	VG2G562#F097
	6 800	14.5	39.2	18	18	18	0.20	64x187	VG2G682#D187
		16.4	44.3	18	18	20	0.20	77x124	VG2G682#E124
		16.5	44.6	18	18	20	0.20	90x93	VG2G682#F093
	8 200	18.4	49.7	18	18	20	0.20	90x110	VG2G682#F110
		18.0	48.6	15	17	20	0.20	77x165	VG2G822#E165
	10 000	20.0	54.0	15	17	20	0.20	90x126	VG2G822#F126
		19.9	53.7	12	15	20	0.20	77x188	VG2G103#E188
	12 000	22.0	59.4	12	15	20	0.20	90x150	VG2G103#F150
		23.7	64.0	10	13	20	0.20	90x167	VG2G123#F167
	15 000	26.7	72.1	8	11	20	0.20	90x190	VG2G153#F190
18 000	28.5	77.0	7	9	20	0.20	90x230	VG2G183#F230	
22 000	31.1	84.0	6	7	20	0.20	90x268	VG2G223#F268	
<b>450 VDC</b> Code: 2W  Surge Voltage 500 VDC	1 000	4.5	12.2	114	114	17	0.20	51x75	VG2W102#C075
	1 200	5.2	14.1	95	95	17	0.20	51x96	VG2W122#C096
	1 500	5.9	16.0	76	76	17	0.20	51x109	VG2W152#C109
	1 800	6.6	17.9	63	63	17	0.20	51x125	VG2W182#C125
	2 700	9.0	24.3	42	42	18	0.20	64x94	VG2W272#D094
		10.2	27.5	35	40	18	0.20	64x107	VG2W332#D107
	3 300	11.4	30.8	35	40	20	0.20	77x95	VG2W332#E095
		10.9	29.4	27	32	18	0.20	64x147	VG2W392#D147
	3 900	12.4	33.5	27	32	20	0.20	77x108	VG2W392#E108
		12.2	32.9	24	27	18	0.20	64x164	VG2W472#D164
	4 700	13.9	37.5	24	27	20	0.20	77x124	VG2W472#E124
		15.8	42.7	24	27	20	0.20	90x97	VG2W472#F097
	5 600	14.9	40.2	24	23	20	0.20	77x148	VG2W562#E148
		17.1	46.2	24	23	20	0.20	90x110	VG2W562#F110
	6 800	16.8	45.4	20	20	20	0.20	77x165	VG2W682#E165
		18.7	50.5	20	20	20	0.20	90x126	VG2W682#F126
	8 200	18.5	50.0	18	18	20	0.20	77x188	VG2W822#E188
		20.4	55.1	18	18	20	0.20	90x150	VG2W822#F150
	10 000	20.3	54.8	15	15	20	0.20	77x188	VG2W103#E188
		22.5	60.8	15	15	20	0.20	90x150	VG2W103#F150
22.2		59.9	15	15	20	0.20	90x167	VG2W103#F167	
12 000	24.5	66.2	13	12	20	0.20	90x190	VG2W123#F190	
14 000	26.3	71.0	11	11	20	0.20	90x190	VG2W143#F190	
15 000	27.3	73.7	10	10	20	0.20	90x190	VG2W153#F190	
	26.6	71.8	10	10	20	0.20	90x230	VG2W153#F230	
18 000	28.8	77.8	8	8	20	0.20	90x268	VG2W183#F268	
<b>500 VDC</b> Code: 2H  Surge Voltage 550 VDC	560	3.0	8.1	199	215	17	0.20	51x75	VG2H561#C075
	680	3.3	8.9	164	177	17	0.20	51x75	VG2H681#C075
	820	3.9	10.5	136	147	17	0.20	51x96	VG2H821#C096
	1 000	4.4	11.9	111	120	17	0.20	51x109	VG2H102#C109
	1 200	5.0	13.5	93	100	17	0.20	51x125	VG2H122#C125

\* Please contact us if load condition exceeds terminals related  $I_{r,max}$  referred on page 11

Additional designs on request · Weitere Designs auf Anfrage

# VG · Screw-Terminal · 6000 h/105 °C

Rated VoltageCode (Surge Voltage) $V_r$ [V DC]	Capacitance $C_r$ [ $\mu$ F]	Ripple Current at 105°C/120Hz $I_r$ [A RMS]	Ripple Current at 40°C/120Hz [A RMS]	ESR (typ) at 20°C/100Hz [m $\Omega$ ]	Zmax at 20°C/10kHz [m $\Omega$ ]	ESL (typ) [nH]	Dissipation Factor at 20°C/120Hz Tan $\delta$	DxL [mm]	Product Code # = variable value, see fixing code in the product code
<b>500 VDC</b> Code: 2H  Surge Voltage 550 VDC	<b>1 500</b>	6.5	17.6	74	80	18	0.20	64x107	VG2H152#D107
	<b>1 800</b>	7.1	19.2	62	50	18	0.20	64x107	VG2H182#D107
		8.0	21.6	62	50	20	0.20	77x95	VG2H182#E095
	<b>2 200</b>	7.9	21.3	53	50	18	0.20	64x123	VG2H222#D123
		8.9	24.0	53	50	20	0.20	77x95	VG2H222#E095
	<b>2 700</b>	8.6	23.2	40	35	18	0.20	64x147	VG2H272#D147
		9.8	26.5	40	35	20	0.20	77x108	VG2H272#E108
		11.4	30.8	40	35	20	0.20	90x97	VG2H272#F097
	<b>3 300</b>	9.8	26.5	38	32	18	0.20	64x164	VG2H332#D164
		11.1	30.0	38	32	20	0.20	77x124	VG2H332#E124
		12.6	34.0	38	32	20	0.20	90x97	VG2H332#F097
	<b>3 900</b>	10.7	28.9	30	27	18	0.20	64x187	VG2H392#D187
		12.1	32.7	30	27	20	0.20	77x124	VG2H392#E124
		13.6	36.7	30	27	20	0.20	90x110	VG2H392#F110
	<b>4 700</b>	13.0	35.1	25	20	20	0.20	77x148	VG2H472#E148
		14.8	40.0	25	20	20	0.20	90x126	VG2H472#F126
	<b>5 600</b>	14.5	39.2	20	17	20	0.20	77x165	VG2H562#E165
		16.1	43.5	20	17	20	0.20	90x150	VG2H562#F150
	<b>6 800</b>	16.1	43.5	17	17	20	0.20	77x188	VG2H682#E188
		17.4	47.0	17	17	20	0.20	90x167	VG2H682#F167
<b>8 200</b>	19.3	52.1	14	14	20	0.20	90x190	VG2H822#F190	
<b>10 000</b>	20.7	55.9	12	12	20	0.20	90x230	VG2H103#F230	
<b>15 000</b>	24.0	64.8	8	8	20	0.20	90x268	VG2H153#F268	

Additional designs on request · Weitere Designs auf Anfrage

> Ripple Current Multiplier · Wechselstrommultiplikator

Frequency [Hz]	50/60	120	300	1k	≥ 10k
Multiplier	0.80	1.00	1.18	1.34	1.45

Ta (°C)	40	50	60	65	70	75	80	85	90	95	100	105
Multiplier 25-250 VDC	4.9	4.2	3.6	3.2	3.0	2.4	2.1	1.8	1.6	1.4	1.2	1.0
Multiplier 350-500 VDC	2.7	2.5	2.3	2.2	2.2	2.1	2.0	2.0	1.7	1.4	1.2	1.0

Forced cooling – Wind speed [m/sec]	v < 0.25	v ≥ 0.25	v ≥ 0.5	v ≥ 1.0	v ≥ 2.0	v ≥ 3.0
Multiplier	1.00	1.07	1.15	1.25	1.30	1.35

> Life Time Table · Brauchbarkeitsdauer – Tabelle

VG 25-250 VDC	Useful life as function of ambient temperature and ripple current											
I <sub>r</sub> at 105°C	x 1.0	x 1.4	x 1.8	x 2.1	x 2.4	x 2.8	x 3.2	x 3.6	x 3.9	x 4.2	x 4.5	x 4.9
T <sub>a</sub> = 40°C	250	250	250	250	250	250	250	250	250	250	207	127
T <sub>a</sub> = 45°C	250	250	250	250	250	250	250	250	250	183	130	
T <sub>a</sub> = 50°C	250	250	250	250	250	250	250	211	158	115		
T <sub>a</sub> = 55°C	250	250	250	250	250	250	189	133	100			
T <sub>a</sub> = 60°C	250	250	250	250	212	162	119	84				
T <sub>a</sub> = 65°C	247	218	185	159	134	102	75					
T <sub>a</sub> = 70°C	156	138	117	101	85	65						
T <sub>a</sub> = 75°C	99	87	74	63	53							
T <sub>a</sub> = 80°C	62	55	46	40								
T <sub>a</sub> = 85°C	39	35	29									
T <sub>a</sub> = 90°C	25	22										
T <sub>a</sub> = 95°C	15	14										
T <sub>a</sub> = 100°C	10											
T <sub>a</sub> = 105°C	6											

khrs      Max. value limited to 250 000 hours.

VG 350-500 VDC	Useful life as function of ambient temperature and ripple current											
I <sub>r</sub> at 105°C	x 1.0	x 1.2	x 1.4	x 1.7	x 2.0	x 2.1	x 2.2	x 2.3	x 2.4	x 2.5	x 2.6	x 2.7
T <sub>a</sub> = 40°C	250	250	250	250	250	250	250	250	250	250	225	181
T <sub>a</sub> = 45°C	250	250	250	250	250	250	250	250	215	176	142	
T <sub>a</sub> = 50°C	250	250	250	250	250	237	199	165	136	111		
T <sub>a</sub> = 55°C	250	250	250	250	178	150	125	104	86			
T <sub>a</sub> = 60°C	250	250	250	177	112	95	79	66				
T <sub>a</sub> = 65°C	245	204	165	112	71	60	50					
T <sub>a</sub> = 70°C	155	129	104	71	45	38	31					
T <sub>a</sub> = 75°C	98	81	66	45	28	24						
T <sub>a</sub> = 80°C	62	51	41	28	18							
T <sub>a</sub> = 85°C	39	32	26	18	11							
T <sub>a</sub> = 90°C	24	20	16	11								
T <sub>a</sub> = 95°C	15	13	10									
T <sub>a</sub> = 100°C	9	8										
T <sub>a</sub> = 105°C	6											

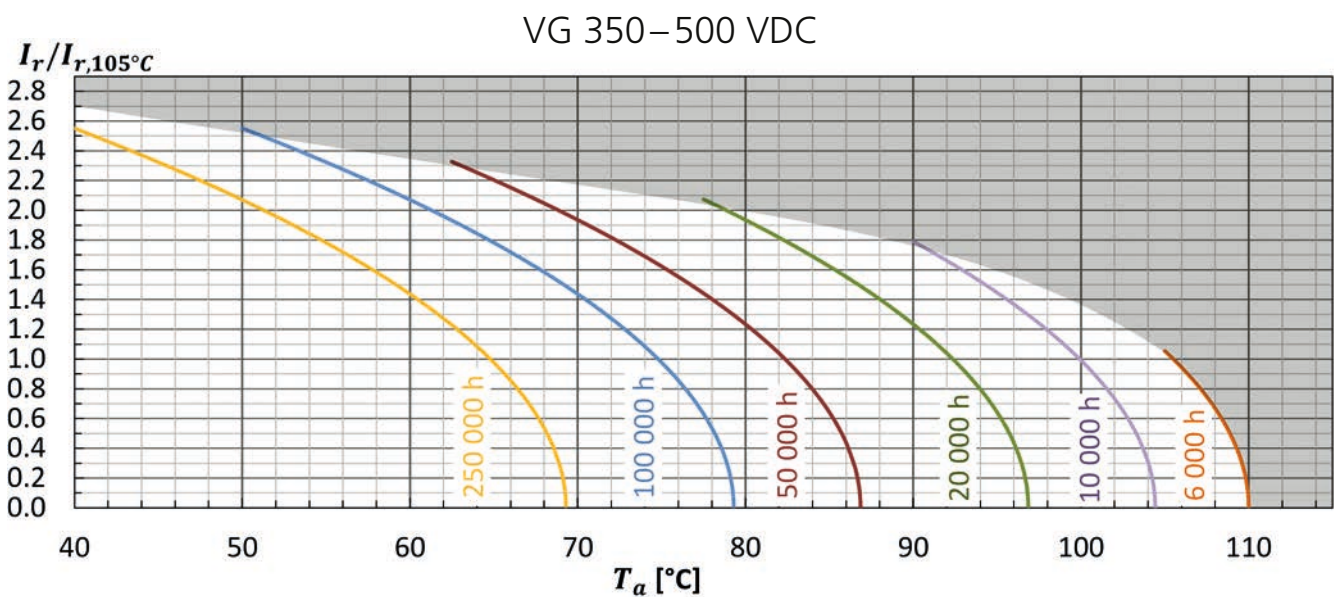
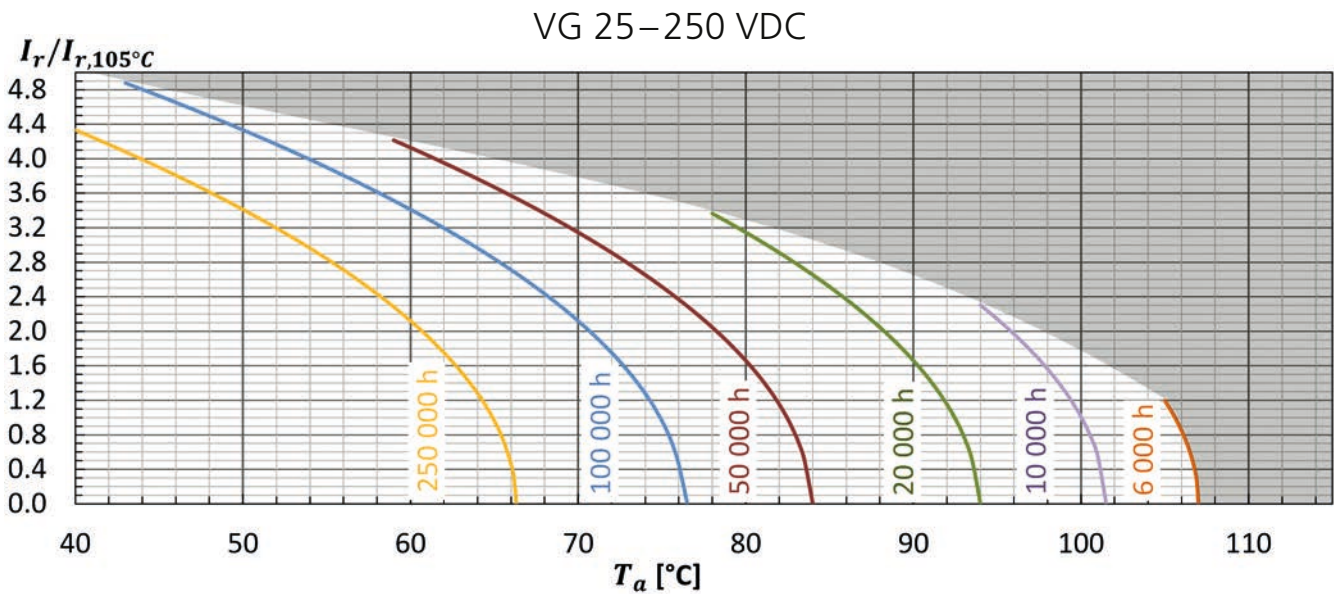
khrs      Max. value limited to 250 000 hours.



> Life Time Graph · Brauchbarkeitsdauer – Diagramm

Useful life depending on ambient temperature  $T_a$  and ripple current operating conditions  $I_r$  versus rated ripple current at the upper category temperature  $I_{r, 105^\circ\text{C}, 120\text{Hz}}$

Brauchbarkeitsdauer in Abhängigkeit von Umgebungstemperatur  $T_a$  und Wechselstrombelastung  $I_r$  im Verhältnis zur max. Wechselstrombelastung bei oberer Kategorie-temperatur  $I_{r, 105^\circ\text{C}, 120\text{Hz}}$



> Life Time Tests and Requirements · Anforderungen Brauchbarkeitsdauer

Life time test	Test procedure	Life time criteria
Endurance test	$T_a = 105^\circ\text{C}$ ; $V_r, I_r$ applied 4000 hours	$\Delta C/C \leq 10\%$ (of initial value) $\text{Tan}\delta \leq 175\%$ (of specified value) $I_L \leq$ specified value
Useful life	$T_a = 105^\circ\text{C}$ ; $V_r, I_r$ applied 6000 hours	$\Delta C/C \leq 15\%$ (of initial value) $\text{Tan}\delta < 200\%$ (of specified value) $I_L \leq$ specified value

Reference Specification: JIS C 5101-4, JIS C 5102, IEC 60384-4